

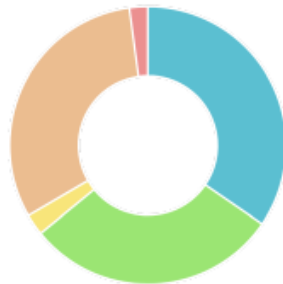
Buckinghamshire COVID 19 Wellbeing Survey May 2020

13th - 20th May 2020

Total responses = 1143

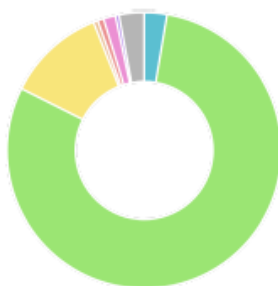


1 What type of support does your child or young person receive?



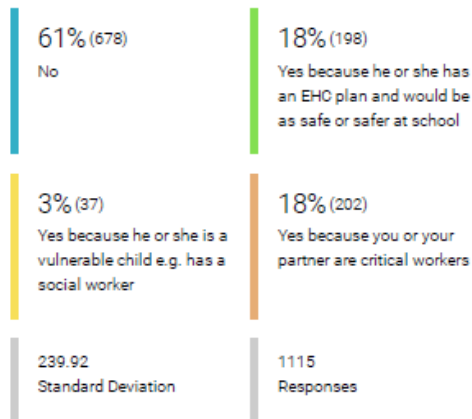
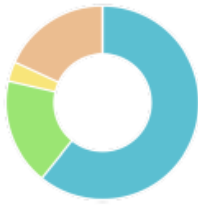
35% (389) Education, Health and Care Plan (EHCP)	30% (333) SEN Support
2% (28) Care Support plan	31% (352) No Support
2% (24) Other (Please Specify)	
163.65 Standard Deviation	1126 Responses

2 What type of educational setting does your child usually attend?

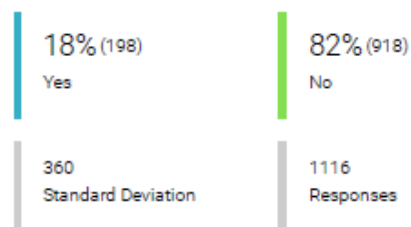


3% (30) Early Years Setting	80% (902) Mainstream School
12% (131) Special School	1% (6) Pupil Referral Unit
1% (8) Home Schooled	1% (16) College
0% (5) Special College	3% (33) Other (Please Specify)
290.09 Standard Deviation	1131 Responses

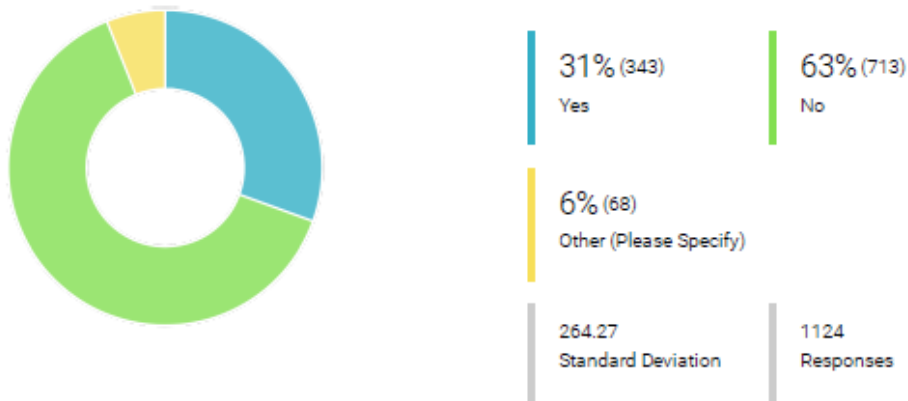
3 Do you think your child is eligible this week for a place at school?



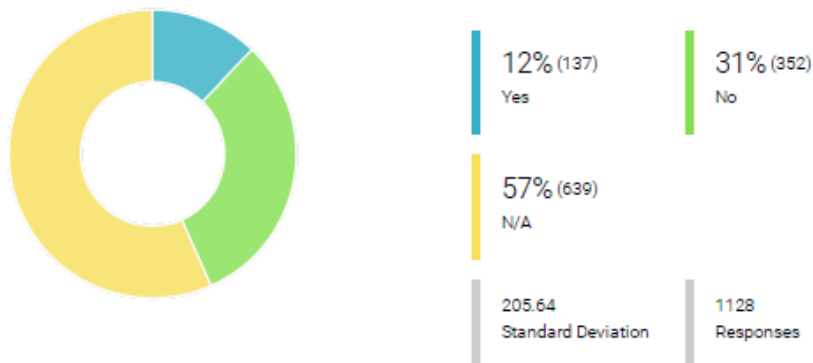
4 Do you want a place at school for your child this week?



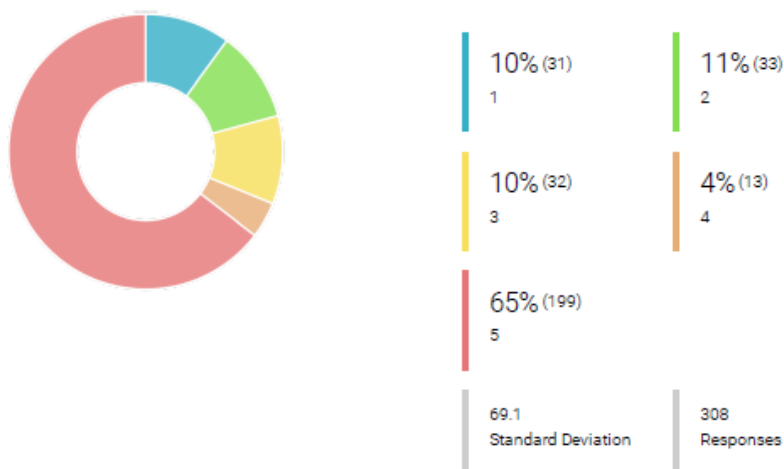
5 Has your child been offered a place at school since it closed for most pupils?



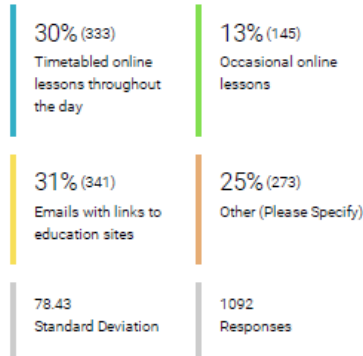
6 If you have been offered a place, have you accepted it?



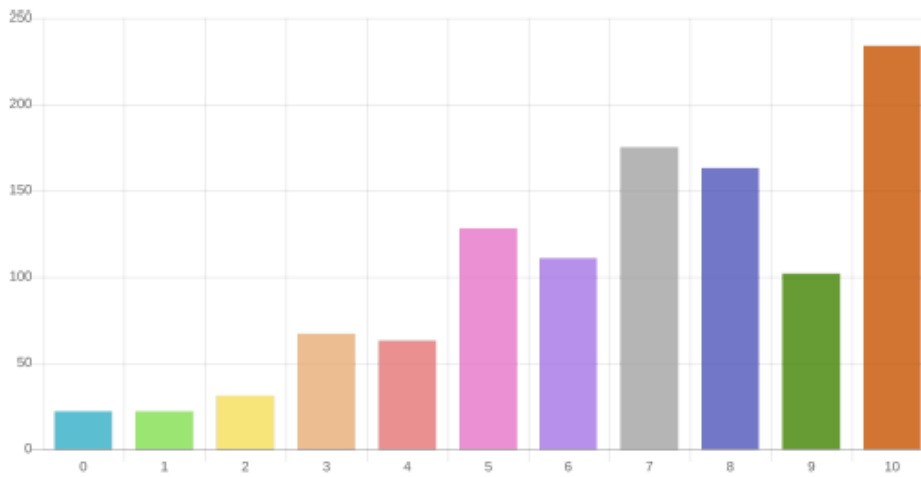
7 If you have been offered a place, how many school days a week have been offered for your child?



8 If your child is currently at home, what support has school provided with his or her education at home?

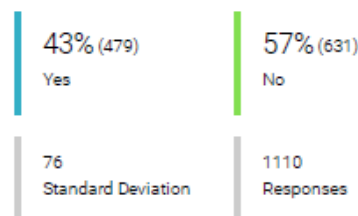


9 How satisfied are you with the school's support for your child's education during COVID 19?

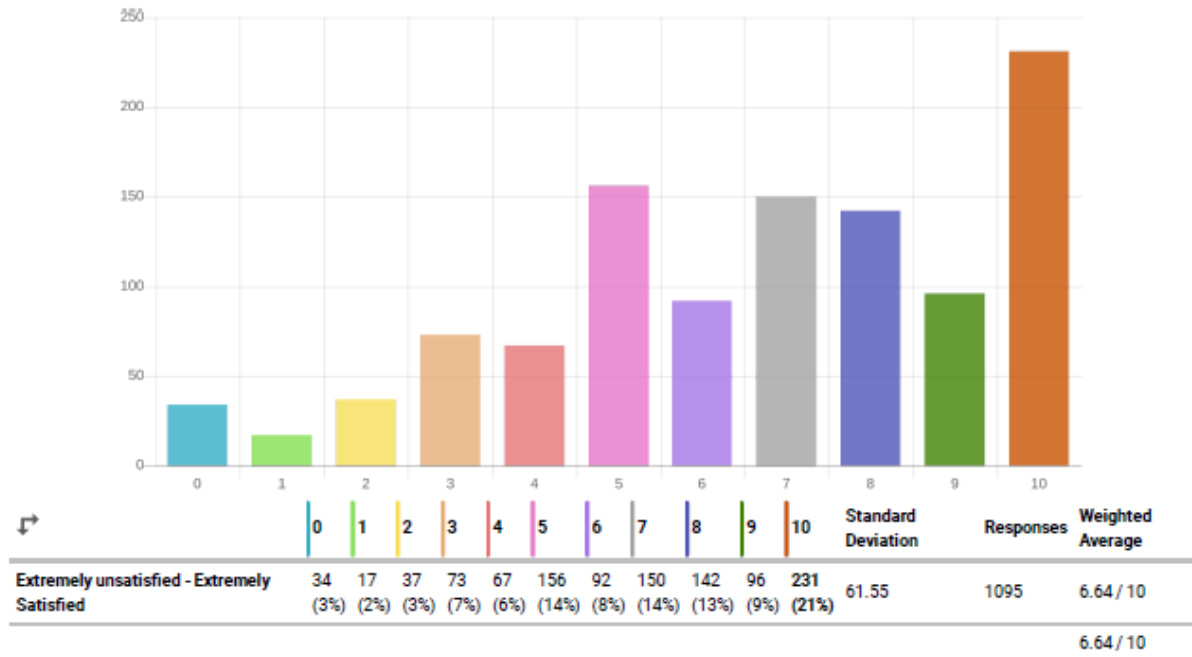


	0	1	2	3	4	5	6	7	8	9	10	Standard Deviation	Responses	Weighted Average
Extremely unsatisfied - Extremely satisfied	22 (2%)	22 (2%)	31 (3%)	67 (6%)	63 (6%)	128 (11%)	111 (10%)	175 (16%)	163 (15%)	102 (9%)	234 (21%)	65.93	1118	6.82 / 10

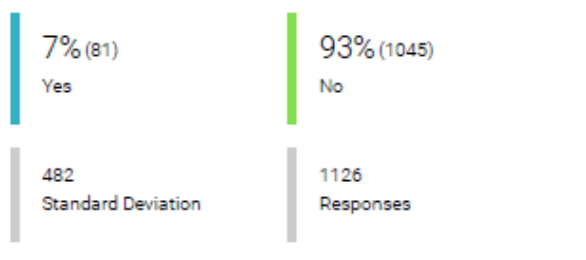
10 Is your school making regular welfare calls to you, to check on the well-being of your child?



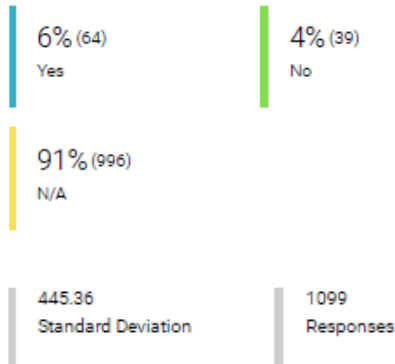
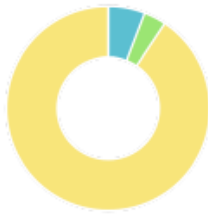
11 How satisfied are you with the school's support for your child's welfare during COVID 19?



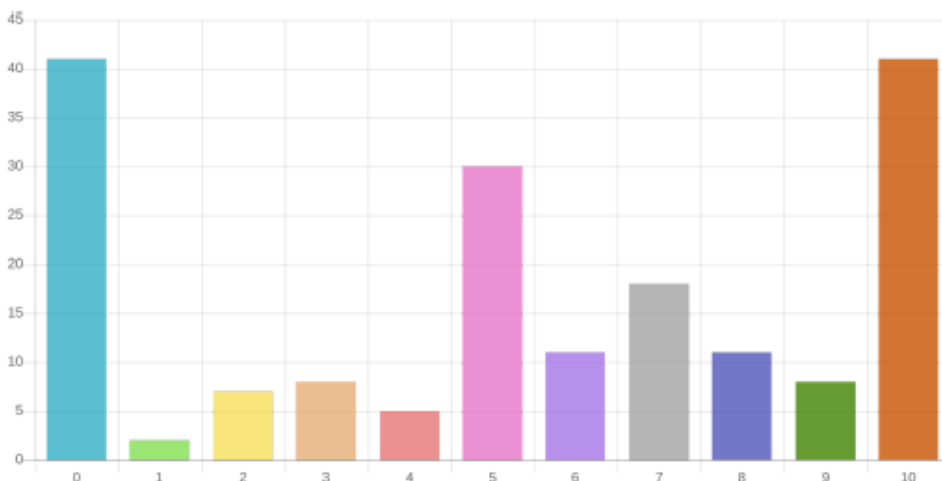
12 Does your family have a social worker?



13 Is your social worker making regular welfare calls to you, to check on the well-being of your child?



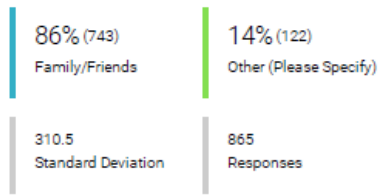
14 How satisfied are you with the social worker's support for your child's welfare during COVID 19?



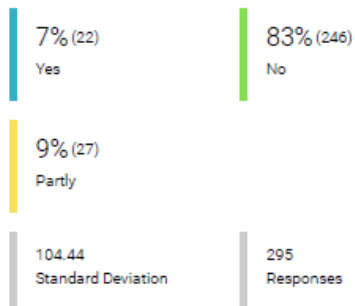
	0	1	2	3	4	5	6	7	8	9	10	Standard Deviation	Responses	Weighted Average
Extremely unsatisfied - Extremely satisfied	41 (23%)	2 (1%)	7 (4%)	8 (4%)	5 (3%)	30 (16%)	11 (6%)	18 (10%)	11 (6%)	8 (4%)	41 (23%)	13.56	182	5.34 / 10

5.34 / 10

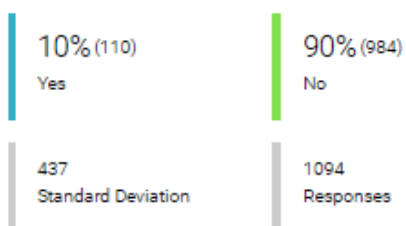
15 Are you receiving regular welfare calls from anyone else?



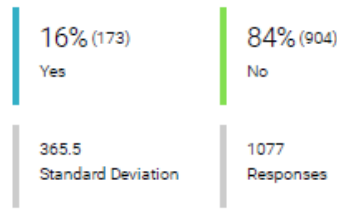
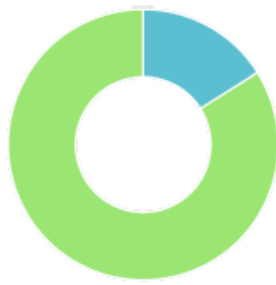
16 If you usually receive Short Breaks/Respite Care, are you still able to access this?



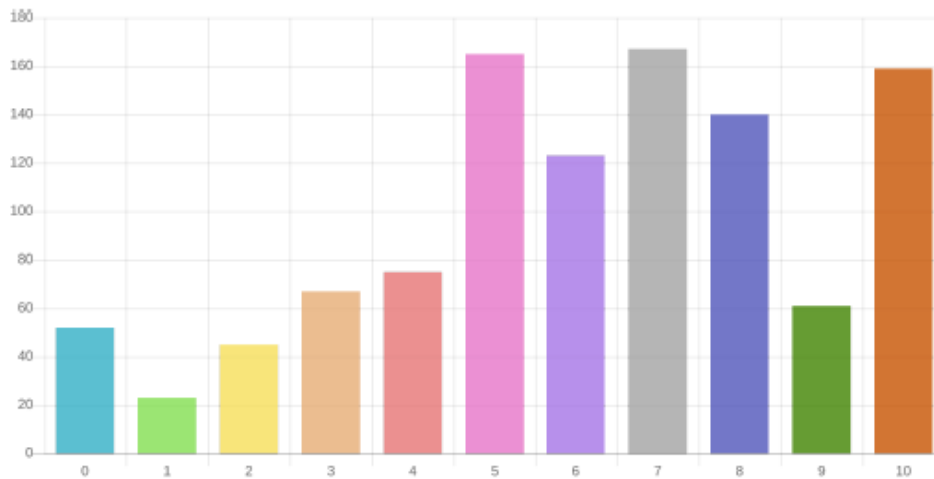
17 Are you currently shielding due to the health conditions of your child?



18 Are you currently shielding due to the health conditions of anyone else in your household?

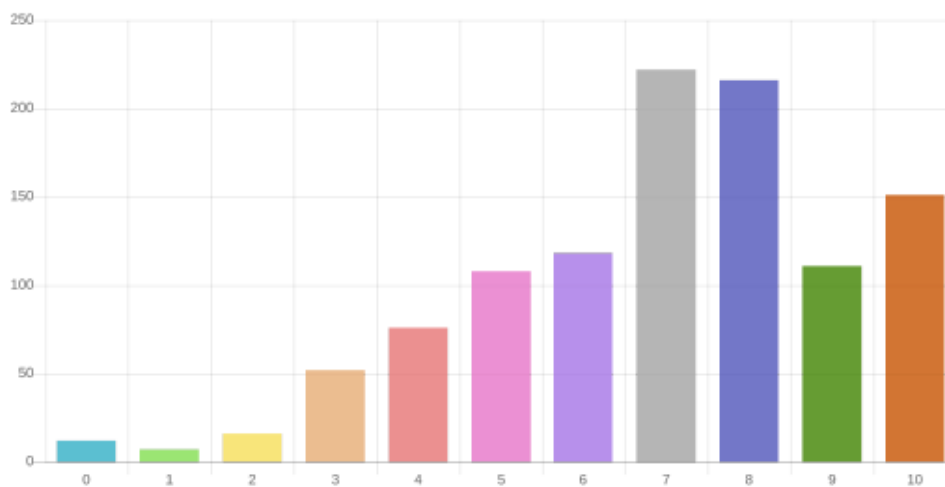


19 How do you rate the level of support your family has had from professionals e.g. school, local authority, health since the end of March 2020?



	0	1	2	3	4	5	6	7	8	9	10	Standard Deviation	Responses	Weighted Average
Extremely Poor - Excellent	52 (5%)	23 (2%)	45 (4%)	67 (6%)	75 (7%)	165 (15%)	123 (11%)	167 (16%)	140 (13%)	61 (6%)	159 (15%)	51.14	1077	6.13 / 10
														6.13 / 10

20 How do you rate your family's well-being since the end of March 2020?



	0	1	2	3	4	5	6	7	8	9	10	Standard Deviation	Responses	Weighted Average
Really struggling - Coping well	12 (1%)	7 (1%)	16 (1%)	52 (5%)	76 (7%)	108 (10%)	118 (11%)	222 (20%)	216 (20%)	111 (10%)	151 (14%)	72.47	1089	6.92 / 10